



EASYCASE

R E F R I G E R A T I O N
E Q U I P M E N T



EASYCASE

REFRIGERATION
EQUIPMENT





G3 ST

IT
Compressore ermetico.
Refrigerazione statica.
Sbrinamento a fermata macchina.
Vetro singolo apribile temperato
e riscaldato. Illuminazione LED.
Segnagusti in alluminio.
Struttura in AISI 304.

EN
Hermetic compressor.
Static Refrigeration. Stop machine
defrosting. Tempered heated single
and openable glass. Led lighting.
Flavor label in aluminum.
AISI 304 stainless steel structure.



08-09
PAGE



G3 STD

IT
Compressore ermetico.
Refrigerazione statica. Sbrinamento
a fermata macchina. Basamento con
piedini. Vetro singolo apribile temperato
e riscaldato. Illuminazione a LED.
Struttura in acciaio AISI 304.

EN
Hermetic compressor.
Static Refrigeration. Stop machine
defrosting. Basement with feet.
Tempered heated single and openable
glass. Led lighting. Flavor label in
aluminum. AISI 304 stainless steel
structure.

10-11
PAGE



CUBE 100

IT
Compressore ermetico. Refrigerazione
ventilata. Sbrinamento automatico con
resistenze elettriche. Vetro camera
temperato e riscaldato. Illuminazione
a LED. Chiusura rallentata automatica
delle porte.

EN
Hermetic compressor. Ventilated
refrigeration. Defrosting with electrical
resistance. Vacuum tempered and
heated glass. Led lighting. Glass door
automatic closing.



12-13
PAGE



ROSE 12

IT
Compressore ermetico. Refrigerazione
ventilata. Sbrinamento automatico
ad inversione di ciclo. Vetro camera
temperato e riscaldato. Illuminazione
a LED. Chiusura rallentata automatica
delle porte.

EN
Hermetic compressor.
Ventilated refrigeration.
Automatic inversion cycle defrosting.
Vacuum tempered and heated glass.
Led lighting. Glass door.
Automatic closing.



14-15
PAGE



EDEN 15

IT
Compressore ermetico.
Refrigerazione ventilata. Sbrinamento
automatico a pausa di funzionamento
compressore. Vetro camera temperato
e riscaldato. Illuminazione a LED.
Chiusura rallentata automatica delle
porte.

EN
Hermetic compressor.
Ventilated refrigeration. Automatic
stop compressor defrosting. Vacuum
tempered and heated glass.
Led lighting. Glass door automatic
closing.

16-17
PAGE



BRIO 9

IT
Compressore ermetico.
Refrigerazione ventilata. Sbrinamento
automatico ad inversione di ciclo.
Basamento con ruote.
Vetro camera temperato e riscaldato.
Illuminazione a LED.

EN
Hermetic compressor. Ventilated
refrigeration. Automatic inversion cycle
defrosting. Basement with wheels.
Vacuum tempered and heated glass.
Led lighting.



18-19
PAGE



VISION 4

IT
 Banco pozzetti con compressore ermetico. Refrigerazione statica. Sbrinamento a fermata macchina. Vetro singolo apribile temperato e riscaldato. Illuminazione LED. Struttura in acciaio AISI 304. Basamento con ruote.

EN
 Pozzetti counter with hermetic compressor. Static refrigeration. Stop machine defrosting. Tempered heated single and openable glass. LED lighting. AISI 304 stainless steel structure. Basement with wheels.



20-21
PAGE



VISION 8

IT
 Banco pozzetti con compressore ermetico. Refrigerazione statica. Sbrinamento a fermata macchina. Vetro singolo apribile temperato e riscaldato. Illuminazione LED. Struttura in acciaio AISI 304. Basamento con ruote.

EN
 Pozzetti counter with hermetic compressor. Static refrigeration. Stop machine defrosting. Tempered heated single and openable glass. LED lighting. AISI 304 stainless steel structure. Basement with wheels.

22-23
PAGE



SAMOA 7V

IT
 Compressore ermetico. Refrigerazione ventilata. Sbrinamento automatico ad inversione di ciclo. Vetri singoli. Illuminazione a LED. Basamento con ruote. Apertura a ribata in plexiglass.

EN
 Hermetic compressor. Ventilated refrigeration. Automatic inversion cycle defrosting. Single glass. LED lighting. Basement with wheels. Drop-leaf opening.



24-25
PAGE



SMART 6

IT
 Compressore ermetico. Refrigerazione ventilata. Sbrinamento automatico ad inversione di ciclo. Vetri singoli. Illuminazione a LED. Basamento con ruote. Apertura a ribata in plexiglass.

EN
 Hermetic compressor. Ventilated refrigeration. Automatic inversion cycle defrosting. Single glass. LED lighting. Basement with wheels. Drop-leaf opening.



26-27
PAGE



SUNNY 12

IT
 Compressore ermetico. Refrigerazione ventilata. Sbrinamento automatico ad inversione di ciclo. Spalle laterali con vetro doppio riscaldato. Vetro camera frontale. Illuminazione a LED. Funzionamento esclusivo con alimentazione elettrica.

EN
 Hermetic compressor. Ventilated refrigeration. Automatic inversion cycle defrosting. End side heated double glass. Vacuum heated frontal glass. LED lighting. Usable only with power supply.

28-29
PAGE



IC CART 10

IT
 Compressore ermetico. Refrigerazione ventilata. Sbrinamento automatico ad inversione di ciclo. Doppio vetro riscaldato. Illuminazione a LED. Funzionamento esclusivo con alimentazione elettrica.

EN
 Hermetic compressor. Ventilated refrigeration. Automatic inversion cycle defrosting. Heated double glass. Led lighting. Usable only with power supply.








30-31
PAGE

IT

Compressore ermetico
Sbrinamento a fermata macchina
Vetro singolo apribile temperato e riscaldato
Illuminazione a LED
Segnagusti in alluminio
Struttura in AISI 304

EN

Hermetic compressor
Stop machine defrosting
Tempered heated single and openable glass
LED lighting
Flavor label in aluminum
AISI 304 stainless steel structure

-  **BT** Funzione Tecnologica
Technology
-  **Statico**
Static
-  **Refrigerant R404A**
Refrigerant R404A
-  **Temperature -16°C/-18°C**
Temperature -16°C/-18°C
-  **Classe climatica 30°C/60%**
Climatic class 30°C/60%



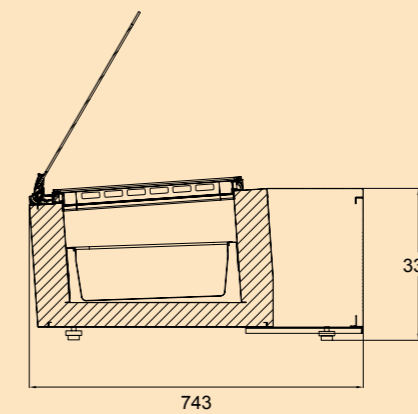

G3 ST

ICE CREAM SHOWCASE

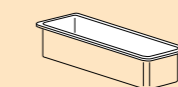


area tecnica | technical area

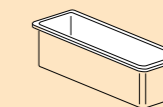
Modello	Dimensioni: LxPxH (mm)	Peso (kg)	Voltaggio V/ph/Hz	Input power (W)
Model	Dimensions: LxWxH (mm)	Weight (net/gross - kg)	Voltage V/ph/Hz	Input power (W)
G3 ST	672x745x370	50/58	220-240/1/50	500



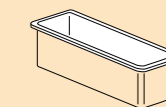
Vaschette gelato
Ice cream tubs



PANS 2.5L
Size:325*176*65h
GN1/3



PANS 4L
Size:325*176*100h
GN1/3








PANS 5L
Size:360*165*120h

IT

Compressore ermetico
Sbrinamento a fermata macchina
Vetro singolo apribile temperato e riscaldato
Illuminazione a LED
Basamento con piedini
Segnagusti in alluminio
Struttura in AISI 304

EN

Hermetic compressor
Stop machine defrosting
Tempered heated single and openable glass
LED lighting
Basement with feet
Flavor label in aluminum
AISI 304 stainless steel structure

-  **BT** Funzione Tecnologica
Technology
-  **Statico**
Static
-  Refrigerant R404A
Refrigerant R404A
-  Temperature -16°C/-18°C
Temperature -16°C/-18°C
-  Classe climatica 30°C/60%
Climatic class 30°C/60%



G3 STD

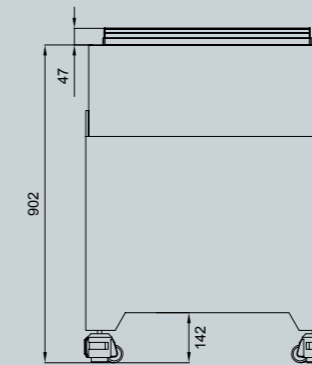
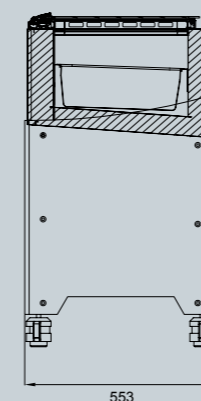
ICE CREAM SHOWCASE



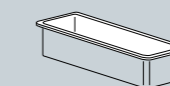
area tecnica | technical area

Modello	Dimensioni: LxPxH (mm)	Peso (kg)	Voltaggio V/ph/Hz	Input power (W)
Model	Dimensions: LxWxH (mm)	Weight (net/gross - kg)	Voltage V/ph/Hz	Input power (W)
G3 STD	2125x805x950	130/180	220-240/1/50	500

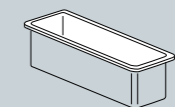
10



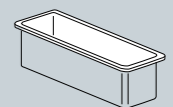
Vaschette gelato
Ice cream tubs



PANS 2.5L
Size:325*176*65h
GN1/3



PANS 4L
Size:325*176*100h
GN1/3



PANS 5L
Size:360*165*120h
GN1/3







11

IT

Compressore ermetico
Sbrinamento automatico con resistenze elettriche
Vetro camera temperato e riscaldato
Illuminazione a LED
Chiusura rallentata automatica delle porte in vetro

EN

Hermetic compressor
Defrosting with electrical resistance
Vacuum tempered and heated glass
LED lighting
Glass door automatic closing

-  **BT** Funzione Tecnologica
Technology
-  **Ventilato**
Ventilated
-  **Auto Defrosting**
Auto Defrosting
-  **Refrigerant R404A**
Refrigerant R404A
-  **Temperature -16°C/-18°C**
Temperature -16°C/-18°C
-  **Classe climatica 30°C/60%**
Climatic class 30°C/60%



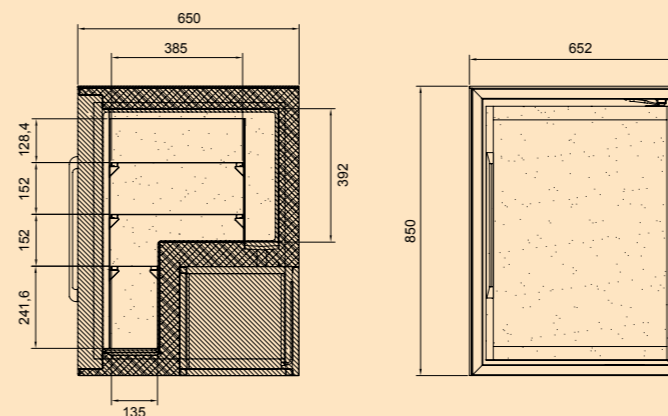
CUBE 100

ICE CREAM SHOWCASE



area tecnica | technical area







Modello	Dimensioni: LxPxH (mm)	Peso (kg)	Voltaggio V/ph/Hz	Input power (W)
Model	Dimensions: LxWxH (mm)	Weight (net/gross - kg)	Voltage V/ph/Hz	Input power (W)
Cube 100	650x650x850	85/110	220/1/50	800





IT
 Compressore ermetico
 Sbrinatorio automatico ad inversione di ciclo
 Vetro camera temperato e riscaldato
 Illuminazione a LED
 Chiusura rallentata automatica delle porte in vetro

EN
 Hermetic compressor
 Automatic inversion cycle defrosting
 Vacuum tempered and heated glass
 LED lighting
 Glass door automatic closing

-  **BT** Funzione Tecnologica
Technology
-  **Ventilato**
Ventilated
-  **Auto Defrosting**
Auto Defrosting
-  **Refrigerant R404A**
Refrigerant R404A
-  **Temperature -16°C/-18°C**
Temperature -16°C/-18°C
-  **Classe climatica 30°C/60%**
Climatic class 30°C/60%

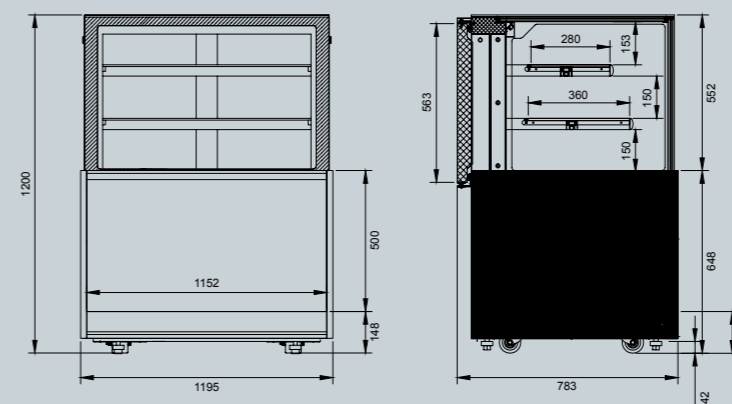
ROSE 12

ICE CREAM SHOWCASE



area tecnica | technical area






Modello	Dimensioni: LxPxH (mm)	Peso (kg)	Voltaggio V/ph/Hz	Input power (W)
Model	Dimensions: LxWxH (mm)	Weight (net/gross - kg)	Voltage V/ph/Hz	Input power (W)
Rose 12	1200x787x1200	280/330	220-240/1/50	1400





IT
 Compressore ermetico
 Sbrinamento automatico a pausa di funzionamento compressore
 Vetro camera temperato e riscaldato
 Illuminazione a LED
 Chiusura rallentata automatica delle porte

EN
 Hermetic compressor
 Automatic stop compressor defrosting
 Vacuum tempered and heated glass
 LED lighting
 Glass door automatic closing

-  Funzione Tecnologica
Technology
-  Ventilato
Ventilated
-  Refrigerant R404A
Refrigerant R404A
-  Temperature +2°C/+8°C
Temperature +2°C/+8°C
-  Classe climatica 30°C/60%
Climatic class 30°C/60%

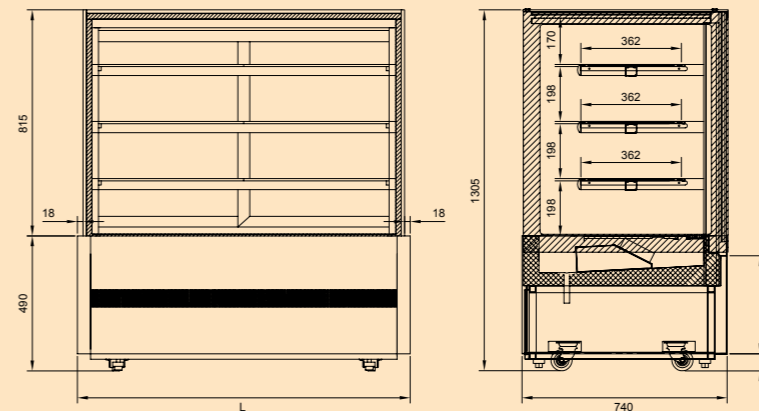
EDEN 15

ICE CREAM SHOWCASE



area tecnica | technical area

Modello	Dimensioni: LxPxH (mm)	Peso (kg)	Voltaggio V/ph/Hz	Input power (W)
Model	Dimensions: LxWxH (mm)	Weight (net/gross - kg)	Voltage V/ph/Hz	Input power (W)
Eden 15	1500x740x1300	310/360	220-240/1/50	655









IT

Compressore ermetico
Sbrinamento automatico ad inversione di ciclo
Vetro camera temperato e riscaldato
Illuminazione a LED
Basamento con ruote

EN

Hermetic compressor
Automatic inversion cycle defrosting
Vacuum tempered and heated glass
LED lighting
Basement with wheels

-  **BT** Funzione Tecnologica
Technology
-  **Ventilato**
Ventilated
-  **Auto Defrosting**
Auto Defrosting
-  **Refrigerant R404A**
Refrigerant R404A
-  **Temperature -16°C/-18°C**
Temperature -16°C/-18°C
-  **Classe climatica 30°C/60%**
Climatic class 30°C/60%



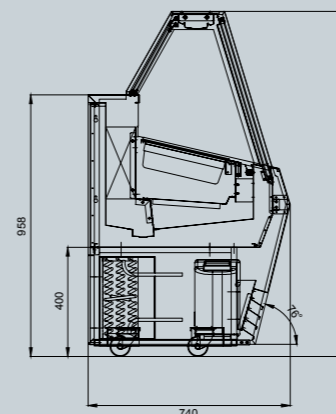
BRIO 9

ICE CREAM SHOWCASE

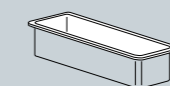


area tecnica | technical area

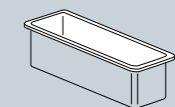
Modello	Dimensioni: LxPxH (mm)	Peso (kg)	Voltaggio V/ph/Hz	Input power (W)
Model	Dimensions: LxWxH (mm)	Weight (net/gross - kg)	Voltage V/ph/Hz	Input power (W)
Brio 9	1818x740x1264	200/225	220-240/1/50	880



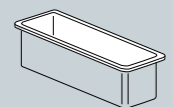
Vaschette gelato
Ice cream tubs



PANS 2.5L
Size:325*176*65h
GN1/3



PANS 4L
Size:325*176*100h
GN1/3









PANS 5L
Size:360*165*120h
GN1/3

IT

Banco pozzetti con compressore ermetico
Sbrinamento a fermata macchina
Vetro singolo apribile temperato e riscaldato
Illuminazione a Led
Struttura in acciaio AISI 304
Basamento con ruote

EN

Pozzetti counter with hermetic compressor
Stop machine defrosting
Tempered heated single glass openable
LED lighting
AISI 304 stainless steel structure
Basement with wheels

-  Funzione Tecnologica
Technology
-  Statico
Static
-  Auto Defrosting
Auto Defrosting
-  Refrigerant R404A
Refrigerant R404A
-  Temperature -16°C/-18°C
Temperature -16°C/-18°C
-  Classe climatica 30°C/60%
Climatic class 30°C/60%



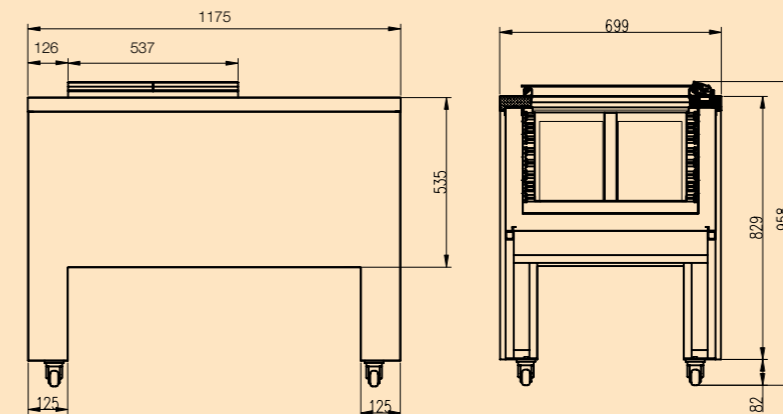
VISION 4

ICE CREAM SHOWCASE

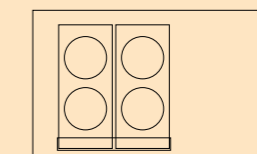


area tecnica | technical area

Modello	Dimensioni: LxPxH (mm)	Peso (kg)	Voltaggio V/ph/Hz	Input power (W)
Model	Dimensions: LxWxH (mm)	Weight (net/gross - kg)	Voltage V/ph/Hz	Input power (W)
Vision 4	1175x699x958	130/155	220-240/1/50	700



Carapine
Carapine









IT

Banco pozzetti con compressore ermetico
Sbrinamento a fermata macchina
Vetro singolo apribile temperato e riscaldato
Illuminazione a Led
Struttura in acciaio AISI 304
Basamento con ruote

EN

Pozzetti counter with hermetic compressor
Stop machine defrosting
Tempered heated single glass openable
LED lighting
AISI 304 stainless steel structure
Basement with wheels

-  Funzione Tecnologica
Technology
-  Statico
Static
-  Auto Defrosting
Auto Defrosting
-  Refrigerant R404A
Refrigerant R404A
-  Temperature -16°C/-18°C
Temperature -16°C/-18°C
-  Classe climatica 30°C/60%
Climatic class 30°C/60%

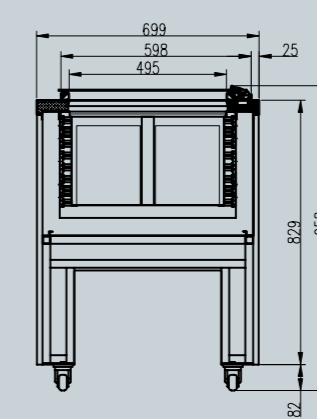
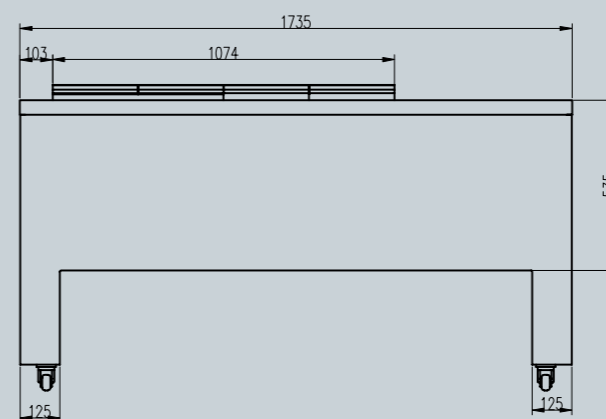


area tecnica | technical area

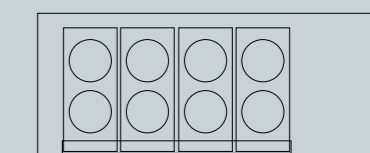
Modello	Dimensioni: LxPxH (mm)	Peso (kg)	Voltaggio V/ph/Hz	Input power (W)
Model	Dimensions: LxWxH (mm)	Weight (net/gross - kg)	Voltage V/ph/Hz	Input power (W)
Vision 8	1735x699x958	190/240	220-240/1/50	1000

VISION 8

ICE CREAM SHOWCASE



Carapine
Carapine



IT

Compressore ermetico
Sbrinatorio automatico ad inversione di ciclo
Vetri singoli
Illuminazione a Led
Basamento con ruote
Apertura a ribalta in plexiglass


EN


Hermetic compressor
Automatic inversion cycle defrosting
Single glass
LED lighting
Basement with wheels
Drop-leaf opening


BT Funzione Tecnologica
Technology

 Ventilato
Ventilated

 Auto Defrosting
Auto Defrosting

 Refrigerant R404A
Refrigerant R404A

 Temperature -16°C/-18°C
Temperature -16°C/-18°C

 Classe climatica 30°C/60%
Climatic class 30°C/60%



SAMOA 7V

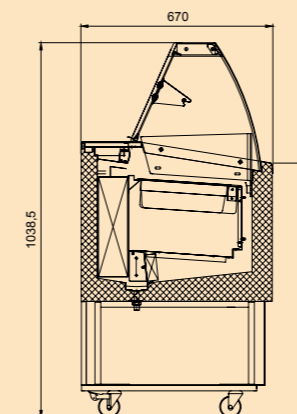
ICE CREAM SHOWCASE



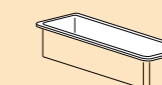
area tecnica | technical area

Modello	Dimensioni: LxPxH (mm)	Peso (kg)	Voltaggio V/ph/Hz	Input power (W)
Model	Dimensions: LxWxH (mm)	Weight (net/gross - kg)	Voltage V/ph/Hz	Input power (W)
Samoa 7V	1370x670x1315	135/155	220-240/1/50	800

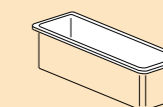
24



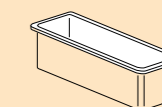
Vaschette gelato
Ice cream tubs



PANS 2.5L
Size:325*176*65h
GN1/3



PANS 4L
Size:325*176*100h
GN1/3









PANS 5L
Size:360*165*120h

25

IT
 Compressore ermetico
 Sbrinamento automatico ad inversione di ciclo
 Vetri singoli
 Illuminazione a Led
 Basamento con ruote
 Apertura a ribalta in plexiglass

EN
 Hermetic compressor
 Automatic inversion cycle defrosting
 Single glass
 LED lighting
 Basement with wheels
 Drop-leaf opening

-  Funzione Tecnologica
Technology
-  Ventilato
Ventilated
-  Auto Defrosting
Auto Defrosting
-  Refrigerant R404A
Refrigerant R404A
-  Temperature -16°C/-18°C
Temperature -16°C/-18°C
-  Classe climatica 30°C/60%
Climatic class 30°C/60%



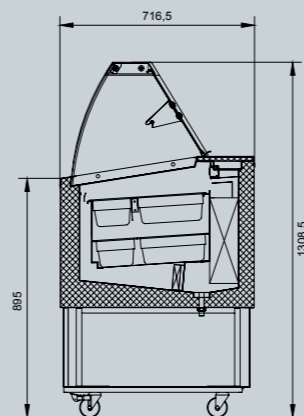
SMART 6

ICE CREAM SHOWCASE

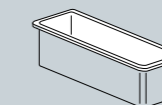


area tecnica | technical area

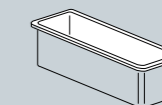
Modello	Dimensioni: LxPxH (mm)	Peso (kg)	Voltaggio V/ph/Hz	Input power (W)
Model	Dimensions: LxWxH (mm)	Weight (net/gross - kg)	Voltage V/ph/Hz	Input power (W)
Smart 6	860x716,5x1315	110/130	220-240/1/50	615



Vaschette gelato
Ice cream tubs



PANS 4L
Size:265*162*
GN1/4









PANS 5L
Size:360*165*120h



IT
 Compressore ermetico
 Sbrinamento automatico ad inversione di ciclo
 Spalle laterali con vetro doppio riscaldato
 Vetro camera frontale
 Illuminazione a Led
 Funzionamento esclusivo con alimentazione elettrica

EN
 Hermetic compressor
 Automatic inversion cycle defrosting
 End side heated double glass
 Vacuum heated frontal glass
 LED lighting
 Usable only with power supply

-  **BT** Funzione Tecnologica
Technology
-  **Ventilato**
Ventilated
-  **Auto Defrosting**
Auto Defrosting
-  **Refrigerant R404A**
Refrigerant R404A
-  **Temperature -16°C/-18°C**
Temperature -16°C/-18°C
-  **Classe climatica 30°C/60%**
Climatic class 30°C/60%

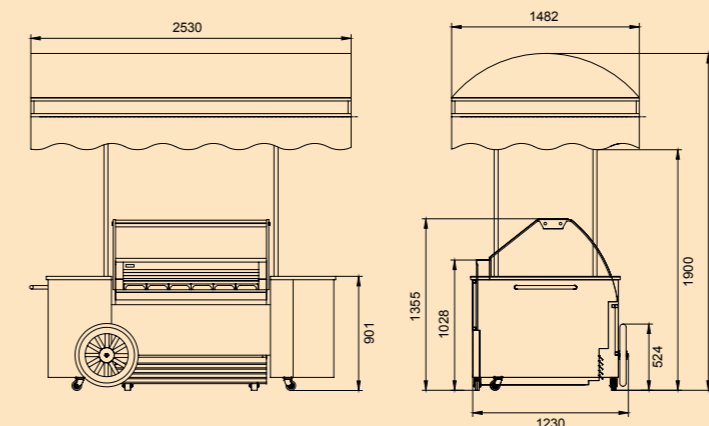
SUNNY 12

ICE CREAM SHOWCASE

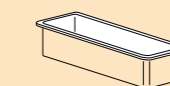


area tecnica | technical area

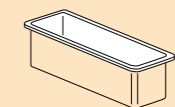
Modello	Dimensioni: LxPxH (mm)	Peso (kg)	Voltaggio V/ph/Hz	Input power (W)
Model	Dimensions: LxWxH (mm)	Weight (net/gross - kg)	Voltage V/ph/Hz	Input power (W)
12	2405x1355x2621	347/415	220-240/1/50	1300



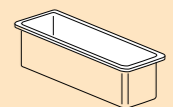
Vaschette gelato Ice cream tubs



PANS 2.5L
Size:325*176*65h
GN1/3









PANS 4L
Size:325*176*100h
GN1/3



PANS 5L
Size:360*165*120h
GN1/3

IT
 Compressore ermetico
 Sbrinatorio automatico ad inversione di ciclo
 Doppio vetro riscaldato
 Illuminazione a Led
 Funzionamento esclusivo con alimentazione elettrica

EN
 Hermetic compressor
 Automatic inversion cycle defrosting
 Heated double glass
 LED lighting
 Usable only with power supply

-  Funzione Tecnologica
Technology
-  Ventilato
Ventilated
-  Auto Defrosting
Auto Defrosting
-  Refrigerant R404A
Refrigerant R404A
-  Temperature -16°C/-18°C
Temperature -16°C/-18°C
-  Classe climatica 30°C/60%
Climatic class 30°C/60%

IC CART 10

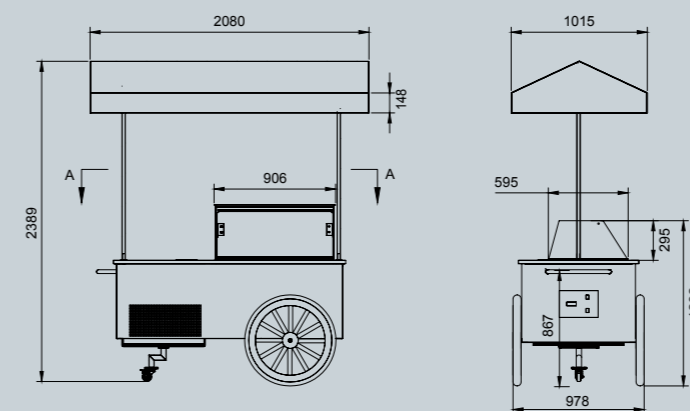
ICE CREAM SHOWCASE



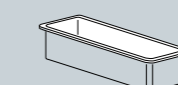
area tecnica | technical area

Modello	Dimensioni: LxPxH (mm)	Peso (kg)	Voltaggio V/ph/Hz	Input power (W)
Model	Dimensions: LxWxH (mm)	Weight (net/gross - kg)	Voltage V/ph/Hz	Input power (W)
10v	2080x1015x2389	347/415	220-240/1/50	625

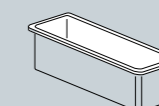
30



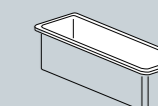
Vaschette gelato
Ice cream tubs



PANS 2.5L
Size:325*176*65h
GN1/3



PANS 4L
Size:325*176*100h
GN1/3



PANS 5L
Size:360*165*120h

31

Orion si riserva il diritto di apportare modifiche ai prodotti illustrati in questo catalogo, in qualunque momento senza l'obbligo di preavviso.

Le finiture riprodotte in questo catalogo sono indicative per le inevitabili differenze dovute alla riproduzione tipografica.

Orion reserves the right to make modifications to the products shown in this catalogue at any time without prior notice. The finishings shown in this catalogue are approximate, as a printed reproduction causes inevitable colour differences.

© ORION

I prodotti possono essere tutelati da brevetto e/o da design. Tutti i diritti riservati

Products may be protected by patent and/or design. All rights reserved.

The logo for ORION, featuring the word "ORION" in a bold, sans-serif font. The letter "O" is stylized with a thick, black, curved line that loops around it and extends to the left, creating a dynamic, orbital effect.

ORION
VIALE DELL'INDUSTRIA 15
60035 JESI (AN)
ITALY

PHONE: +39 0731 61531
FAX: +39 0731 6153413

INFOWEB@ORIONSTYLE.COM
WWW.ORIONSTYLE.COM

EDIZIONE OTTOBRE 2018

Hanno collaborato
alla realizzazione
di questo catalogo:

Graphic Design
UP STUDIO
Image
LEON
Prepress

Print

www.orionstyle.com

ORION